

**General Characteristics 6300 Series Multiple Angle Cabinet Unit
Heater and Accessories Kickbase -Pedestal- Only**

The electric cabinet unit heater is designed for mounting in any position, fully recessed, semi-recessed or surface mounted.

All capacities, voltages, physical sizes, grille arrangements and options shall be as specified on the plans. All units must be field convertible to the following:

For control by a field supplied remote thermostat.

Load management control with an external dryswitch.

When closed unit operates under control of either the internal or the external thermostat. When open, unit turns off.

Any grille arrangement.

The cabinet shall be constructed of heavy duty 16 gauge Zinc coated steel. The heater shall have a removable front door for easy access to the control panel, elements, motor-blower assembly, filters and all internal components. The grill configuration must be easily field convertible to any air flow configuration (by removal of no more than four fasteners). The cabinet shall have a textured finish of two coats of powder coat epoxy and be suitable for use with optional kick space base. Made in U.S.A.

The heating elements shall be warranted for 1 year and shall be non-glowing design consisting of special high temperature resistance wire enclosed in an incoloy sheath to which steel fins are furnace brazed. The heating elements shall be located directly in front of the blower discharge air for uniform heating. They shall be mounted with a single anchor at one end to minimize effects of thermal expansion and contraction.

Thermal safety limits shall be built into the system to automatically shut off heater in event of overheating due to any cause. The safety cutouts shall be of two types:

The primary limit shall be an automatic capillary type to sense the heat along the full length of the heating elements. It shall de-energize the heaters by opening the coil circuit on the heating contactors.

The secondary limit shall be a manual reset thermal device to interrupt power to the heating elements.

The motors and blowers shall be direct drive and resiliently mounted on rigid heavy gauge frame for quiet operation and long life. The motor shall be two-speed, shaded pole type, rated for the voltage (480 to 600 Volts are single speed only). Each shall have built-in automatic reset overload protection and are life time lubricated. The motor shall be vented and mounted in the air stream to provide maximum cooling of the motor.

All units will be supplied as standard with a switch for selecting full heat at high fan speed or reduced heat at low fan speed (On 480 & 600 Volt units the switch changes the heat but not the fan speed).

Circuit breakers shall be provided for branch circuit protection where required by NEC. Circuit breakers are optional on all other heaters.

Integral factory installed thermostat shall be tamper resistant, linear capillary type. Optional setback thermostat available.

**Product Applications 6300 Series Multiple Angle Cabinet Unit
Heater and Accessories Kickbase -Pedestal- Only**

Recommended for all industrial, commercial, and residential. For indoor and outdoor use.

**Warranties 6300 Series Multiple Angle Cabinet Unit Heater and
Accessories Kickbase -Pedestal- Only**

Manufacturer's Limited Warranty: 1 Year.





For commercial and institutional application such as stores, schools, offices, transportation terminals, churches, or entranceways.

Wall or ceiling mount; surface, semi-recessed or fully recessed.

(8) air inlet and outlet configurations.

Capacities from 2-24 KW with 230 to 1,000 CFM.

Motors are two speed, shaded pole, resilient mounted, direct drive. High/low heat and blower speed offer versatility.

ETL Listed.

Beige powder coated finish.

Choice of five standard control options include unit mounted 120 or 24V thermostats, with built-in control transformers, setback thermostat option.

Industrial type finned tubular elements.

Easily removable fan and element decks for simplified maintenance.

Full length thermal protection.

Limited warranty-one year.

Optional locking front cover.

Specific Characteristics 6300 Series Multiple Angle Cabinet Unit Heater and Accessories Kickbase -Pedestal- Only.

Item #	Heater Length	High				Low				Volts	PH	Weight and Dimensions with Packaging (CM)	
		Watts	BTU's	Amps	CFM	Watts	BTU's	Amps	CFM			Lbs	W, H, D
USACJ-001	33"	5	17065	25.0/17.6	250	3	10239	15.4/9.2	230	208	1-3	99	84,64,23
USACJ-002	33"	5	17065	21.8/15.4	250	3	10239	13.5/8.2	230	240	1-3	99	84,64,23
USACJ-003	33"	5	17065	7.8	250	3	10239	4.6	230	480	3	99	84,64,23
USACJ-004	46"	10	34130	43.6/30.7	500	6	20478	26.9/16.2	460	240	1-3	130	117,64,23
USACJ-005	46"	10	34130	15.4	500	6	20478	8.1	460	480	3	130	117,64,23
International Models													
USACJ-006	33"	5	17065	7.6	250	3	10239	4.56	230	380	3	99	84,64,23
USACJ-007	33"	5	17065	6.97	250	3	10239	4.18	230	415	3	99	84,64,23
USACJ-008	46"	10	34130	15.2	500	6	20478	9.12	460	380	3	130	117,64,23
USACJ-009	46"	10	34130	13.94	500	6	20478	8.36	460	415	3	130	117,64,23

1 / 3 phase field convertible with 24 Volt control circuit.

Disconnect switch, dust filter, & high low operation.

Built-in thermostat and field convertible for remote thermostat.

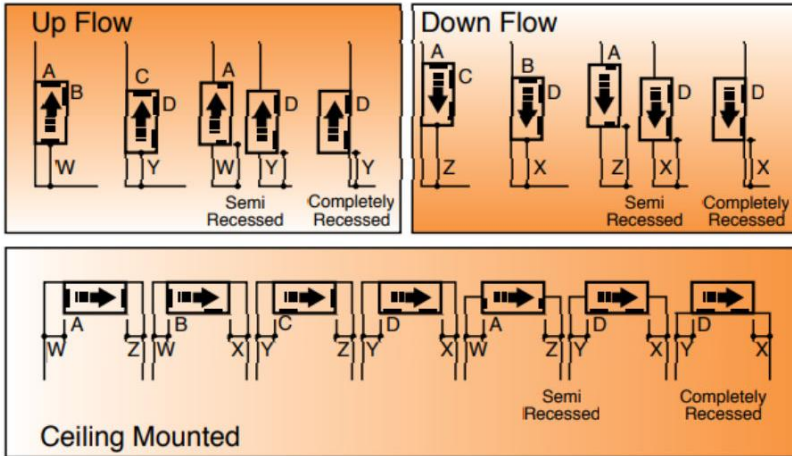
*Factory wired for 3-phase, field convertible to 1-phase.

Kickbase (Pedestal) Only

Size Heater Length	Description
33"	KB33
46"	KB46



Mounting Configurations



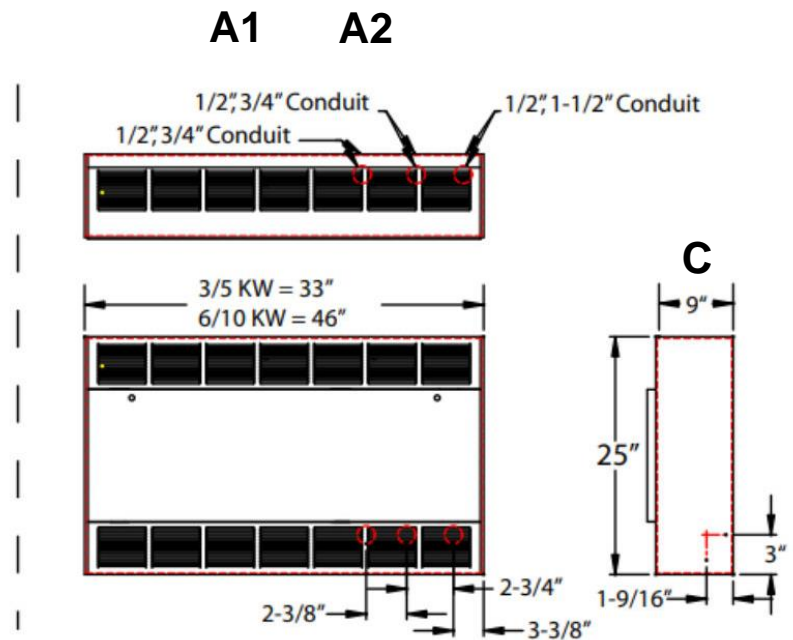
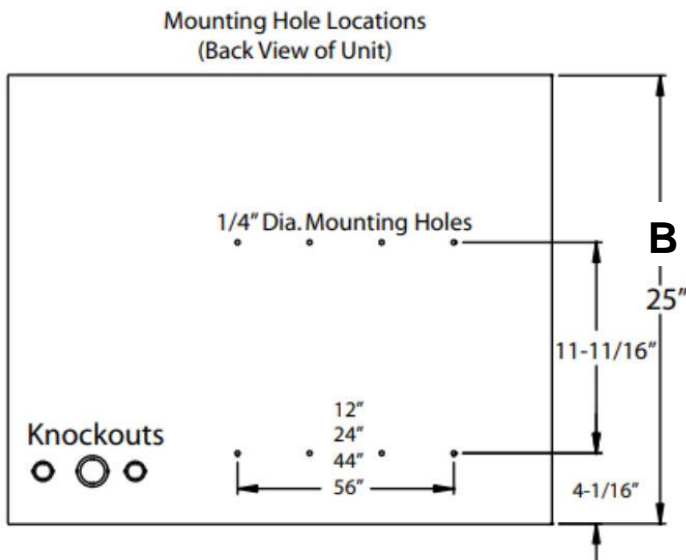
NOTE: Semi-recessed units are to be recessed at a maximum of 3 1/2" unless grill configuration is front in and front out.

MOUNTING CLEARANCES: Proper clearances are indicated for each mounting configuration on all positions. Minimum clearance from side of unit to the wall is zero inches. Mounting inches are provided in the back of the cabinet, accessible through the blower compartment, if necessary, remove blower deck if additional mounting screws or bolts are desired. Blower deck may be slipped forward by loosening four screws at the front to provide access to mounting holes.

KEY: W = 6" minimum, X = 12" minimum, Y = 0" or greater, Z = 24" minimum

Dimensions (in) 6300 Series Multiple Angle Cabinet Unit Heater and Accessories Kickbase -Pedestal- Only

Item #	A1	A2	B	C
USACJ-001 a USACJ-009	33	46	25	9





Kickbase (Pedestal) Only



ID	Author	Description Error	Description Update	Supervisor Name
V1	Angelica Romero	New Data Sheet	New Data Sheet	Jessica Lorenzo